








## 2022 ACSC RHIZOCTONIA MANAGEMENT OPTIONS



DISEASE SEVERITY	ACSC RECOMMENDATIONS
Slight	Use a seed treatment, at 4-8 leaf stage POST application of Quadris, Elatus, Excalia or Priaxor
Moderate	Increase crop rotation length, plant a tolerant variety with a seed treatment, at 4-8 leaf stage POST application of Quadris, Elatus, Excalia or Priaxor
Severe	Increase crop rotation, plant a tolerant variety w/a seed treatment, use AZteroid or Elatus at-planting, at 4-8 leaf stage POST application of Quadris, Elatus, Excalia or Priaxor 1x or 2x

### Notes

- Quadris, Excalia and Priaxor are SC formulations. Add these to the spray tank first, use good agitation and apply the mixture promptly.
- Quadris and Priaxor should never be tank-mixed with any oil-based additives or EC formulations of herbicides or insecticides due to an increased risk of sugar beet injury.
- Seed treatments and at-plant fungicide applications for the control of Rhizoctonia **do not** provide season long control and should be coupled with post emergence applications of Quadris, Elatus, Excalia or Priaxor.
- Rhizoctonia fungicide seed treatments are standard for all seed companies.

Recommended Products	 AZteroid® FC <sup>3,3</sup>	 Priaxor Kemium® Brand Fungicide	 Quadris®	 Elatus®	 EXCALIA™ FUNGICIDE
METHOD	IN-FURROW/T-band BAND (3-7")/Broadcast	BAND/BROADCAST	BAND (7-11") BROADCAST	IN-FURROW BAND (3-7")	BAND (6-7") BROADCAST
LABELED TIMING	AT-PLANT Post 4 to 8 leaf	4 to 5 weeks after planting	4 to 8 leaf stage	In-Furrow at Plant Post 2-8 Leaf Stage	2 to 8 leaf stage
RATE	6 oz/Acre in-furrow/t-band  9.4 oz/Acre Band & Bdcst	6.7 oz/Acre	10 oz/Acre Band  15 oz/Acre Bdcst	At Plant: 7.1 oz./Acre on 22" rows (0.3-0.6 oz/1,000 row feet)  Post: 7.1 oz/Acre	Band: .64 oz/Acre on 22" rows (0.023 to 0.027 oz/1,000 row feet) Bdcst: 2 oz/Acre
TANK-MIXES	w/starter fertilizer	Glyphosate w/surfactant	Glyphosate w/surfactant	Do not mix with Starter Fertilizer	No concerns. Consult your agriculturist.
WATER VOLUME	5-10 gal/acre	10-15 gal/Acre	10-20 gal/Acre	Minimum 10 gal/Acre	Minimum 10 gal/Acre

## NOTES

### Azteroid:

1. Mixes well with liquid fertilizers.
2. Do not apply in-furrow if cool weather is to follow.
3. Do not use with COC or MSO in tank.
4. In-furrow applications with starter may increase phytotoxicity
5. Azteroid rate is equal to Quadris rate/acre divided by 1.65

### Priaxor:

1. Time application 3 days before or 3 days after conventional herbicide or insecticide application.
2. Do not mix with conventional herbicides/insecticides.
3. Narrower bands are most effective, do not reduce rate.
4. Additional surfactant along w/ glyphosate will not increase risk of injury.
5. Do not add deposition aids or any oil-based additive when mixing with glyphosate.
6. Always add Priaxor 1st to spray tank

### Quadris:

1. Do not mix with conventional herbicides/insecticides.
2. Time application 3 days before or 3 days after conventional herbicide or insecticide application.
3. Do not add deposition aids or any oil-based additive when mixing with glyphosate.
4. Additional surfactant along w/ Glyphosate will not increase risk of injury
5. Narrower bands are most effective, do not reduce rate when band spraying.
6. Broadcast is least preferred method of application.
7. Always add Quadris 1<sup>st</sup> to spray tank.

### Elatus:

1. Max single rate = 7.1 oz/acre.
2. Max annual rate = 14.6 oz/acre.
3. Do not exceed 2 applications per year.
4. Do not apply as dribble application over seed row.
5. Apply as in-furrow spray w/ a minimum of 10 gallons/acre.
6. Tank mixes with COC or MSO or conventional herbicides/insecticides may cause crop injury.
7. If cool conditions or extended emergence period is expected after planting, do not apply in-furrow.

### Excalia:

1. Max rate per application = 2 oz/acre
2. Max rate per year = 4 oz/acre.
3. Do not exceed 2 applications/year.
4. Do not make more than 1 band application per year.
5. Re-treatment interval = 21 days.
6. 50-day phi.
7. Do not apply as a dribble application over the row.

The information contained on this reference card is not a substitute for the label. Always read and follow all label directions.